1.

2.

3.

4. 2025

5.

/ / /	

NAIPUMAQUINARIAPARALAMINERIA

NAIPUMININGMACHINERYDOOZaječar

NAIPUMININGCOMPANYLIMITED

/Erdenet ErdenetMiningCorporation

/WeirGroup TheWeirGroupPLC WEIR.L

/METSO MetsoOutotec NYSE:MX

/

/

» /

/5¾€a R AC (CompañíaElectroMetalúrgicaS.A.(CiaElectroMetalurgicaSA

SNSE:ELECMETA

2025 1—12

د ¡ ˈ ɡ m ʼ ž O

	NAIPUMININGMACHINERYCO.,LTD.		
	NAIPUMINING		
	318		
	334100		
	52 2022 1 18 2023 12 318		
	318		
	334100		
	http://www.naipu.com.cn		
	dongban@naipu.com.cn		

	318	318
	0793-8457210	0793-8457210
	0793-8461088	0793-8461088
	dongban@naipu.com.cn	dongban@naipu.com.cn

	http://www.szse.cn
	http://www.cninfo.com.cn

	31 5 519A

	1088 13		2023 9 9 2023 12 31 2026 1 30 2028 12 31

2021 2025

2025 2026

	1,009,159,192.58	1,121,736,853.17	-10.04%

	64,750,198.49	109,557,088.65	-40.90%	78,266,175.00
	89,835,652.60	30,278,040.95	196.70%	304,365,575.93
/	0.4657	0.7628	-38.95%	0.5518
/	0.4657	0.7628	-38.95%	0.5518
	4.41%	8.03%	-3.62%	6.20%
	3,355,112,991.09	2,572,565,001.18	30.42%	2,387,216,977.75
	1,839,024,823.88	1,579,610,885.26	16.42%	1,332,543,877.88

	193,888,417.52	219,382,715.13	300,875,692.0

	-3,500.01	-219,681.45	63,399.82	
	13,829,223.31	6,230,344.34	13,196,704.61	
	206,446.04	1,537,590.25	4,003,759.44	
		19,918.85		
			-13,921,592.65	
	1,229,398.17	-1,596,475.01	-1,168,103.63	
		665,631.67	18,115.48	
	2,242,712.43	-189,665.77	388,633.28	
	-4,890.34	-86,117.07	-2,954.78	

ð €

	750NZJA	

Ď

			

	

	
EPC	

2

3

1

1

2

Erdenet

GB/T 4754-2017 “ C35 ” “ ” C3511

1

2

3

0c$ì R9>/ ./

2010

Bloomberg

18 2000 0.79%

2021 0.43%

2025 2,313 2000 1,320.90 2.27%

4

450NZJA 550NZJA 650NZJA 750NZJA

Ď

1

750mm 650mm

760NZJM

Φ838-7

Φ7.32×13m Φ7.9×14.3m

Φ12.2×11m Φ7.9×13.6m

2

A

Erdenet

1.5-3

B

1/6

C

D

8-10

E

A

	48-53HRC	34-40HRC
	20J U ≥300J	30J
	1600Mpa	1000Mpa
	≥8%	3%

- Φ7.5x3.2m 2024 9 10 2025 4 29	7.5 1.5-2
- Φ10.37x5.19m 2025 8 23 2026 3 18	208 73%

B

350mm

	350mm	
	≤8mm	≤20mm
	/ 3-5%	
/	2-5	1.5-4

4# 200NZJA

262 60

3

2021 “
600 4 ”
2023 “ 200
/ ” 2023 540

4

Oyu Tolgoi LLC Compania Minera Antamina S.A. Erdenet Mining Corporation

5

6

2025

2025 10.09 7,777.39 2025 12 33.55 18.39 44.74%

2024 33.22% 2024

EPC 2 2025 1,336.93

319.49

2025

“

AI” “ AI”

“ AI”

2025 360

	1,009,159,192.58	100%	1,121,736,853.17	100%	-10.04%
	1,005,983,676.61	99.69%	920,758,039.97	82.08%	9.26%
	3,175,515.97	0.31%	200,978,813.20	17.92%	-98.42%
	695,021,843.28	68.87%	611,326,050.60	54.49%	13.69%
	102,597,024.86	10.17%	131,688,755.16	11.74%	-22.09%
	41,604,427.72	4.12%	28,007,314.16	2.50%	48.55%
	163,330,231.19	16.18%	146,125,324.85	13.03%	11.77%
	6,605,665.53	0.65%	4,385,526.85	0.39%	50.62%

			200,203,881.55	17.85%	-100.00%
	399,891,970.16	39.63%	363,339,790.15	32.39%	10.06%
	609,267,222.42	60.37%	758,397,063.02	67.61%	-19.66%
	1,009,159,192.58	100.00%	1,121,736,853.17	100.00%	-10.04%
	0.00	0.00%	0.00	0.00%	0.00%

	1,005,983,676.61	608,494,765.84	39.51%	9.26%	10.02%	-0.42%
	695,021,843.28	399,572,737.34	42.51%	13.69%	13.97%	-0.14%
	102,597,024.86	75,139,130.46	26.76%	-22.09%	-14.27%	-6.68%
	163,330,231.19	101,285,778.44	37.99%	11.77%	3.23%	5.13%
	41,604,427.72	29,816,239.34	28.33%	48.55%	100.67%	-18.62%
	399,891,970.16	280,750,016.40	29.79%	10.06%	10.25%	-0.12%
	609,267,222.42	329,699,500.02	45.89%	-19.66%	-26.42%	4.97%
	1,009,159,192.58	610,449,516.41	39.51%	-10.04%	-13.13%	2.16%

□

	114,632,779.09
	0.

750NZJM	750mm		1 250r/min 750NZJM 16500m3/h 45m 88% 2	
			Ti	
Cr40/Cr45	1-2		1 2 Cr40 Cr45 3	1 1 6~2 2 2
	1 2		1 3 2 3 5 3	1 2
750	750 10% 30%		10% 30%	750 10% 30%

			“ ”	“ + ”
			1 2	1 1-2 GH6 2 1-2

( )

1

2

3

4

	“ - - ”		30% 20%	1 2
	1 3D 2 3 4		1 3D 2 3 4	

	162	132	22.73%
	14.05%	13.31%	0.74%
	89	82	8.54%
	21	15	40.00%
30	89	48	85.42%
30~40	45	45	0.00%

	768,814,255.89	22.91%	521,683,433.57	20.28%	2.63%
	247,117,945.07	7.37%	202,763,582.25	7.88%	-0.51%
	16,154,147.52	0.48%	23,149,561.84	0.90%	-0.42%
	340,370,160.60	10.14%	264,588,153.88	10.28%	-0.14%
	30,338,219.97	0.90%	29,147,213.31	1.13%	-0.23%
	1,209,673,967.77	36.05%	856,194,415.02	33.28%	2.77%
	327,790,516.42	9.77%	309,982,095.69	12.05%	-2.28%
	2,891,068.96	0.09%	5,112,446.29	0.20%	-0.11%
	301,410,630.50	8.98%	79,970,341.80	3.11%	5.87%
	21,589,178.44	0.64%	14,152,650.56	0.50	

		26862.46			100%	103.32	14.49%	
		21828.22			100%	521.88	11.77%	
		7618.87			70%	1058.27	4.11%	
		22848.72			100%	242.08	12.32%	
		29444.93			100%	96.47	15.88%	
		3021.71			100%	82.65	1.63%	
		5162.95			100%	304.03	2.78%	

□

1 2025 12 31 12,121,609.88

80,817,764.86 2,000,000.00 20,000,000.00

750,000.00 5,000,000.00 163,000.00



	1,65		
	32		
	16		
	425,395,398.98		
425,395,398.98	836,832.43		
	899	5	1002 -1009

□

t

1

2

1

2

3

3

1

2026

2026

2

2026 2026

2026

3

2026

4

5

“

”

2025 4 “ ” http://irm.cninfo.com.cn

11

2025 10 24					2025	2025 10 26

2025 4 1

2 ——

ĩ đ

68	2011	04	18	2026	03	19	78,449,700	0	0	0	78,449,700
57	2011	04	18	2026	03	19	603,890	0	0	0	603,890
41	2020	05	06	2026	03	19	0	0	0	0	0
51	2025	04	23	2026	03	19	0	0	0	0	0
[illegible]	[illegible]	[illegible]	[illegible]	[illegible]	[illegible]	[illegible]	[illegible]	[illegible]	[illegible]	[illegible]	[illegible]

□

□

			2025 04 09	
			2025 04 23	

1

1958 7 2001 9 2010 12

2001 7 2024 5 2005

2011 4

2011 4

1969 6 1993 7

2001 11 2001 11

2008 7 2011 5 2024 5 2008 7 2011

4 2011 4 2022 4

2024 6

1985 9 2009 7 2011 7

2011 7 2015 5

2015 7 2016 7 2016 8 2017

3 2018 9 2020 4

2020 11 2024 5 2020 5

1975 9 1996 9 2006 6

2006 7 2013 10

2013 10 2015 12 2015 12

2014 4 2025 4 2025 4

1962 9 1989 1
1990 9 1990 10 1991 7
1991 8 1996 6 1996 7 2002 2
2002 3 2003 4 2003 5
2017 5 2023 5 2020 12
2021 7 2021 7
2024 1 2020 5 2026 4

1969 4 2014 1 2017
12 2018 1 2020 12
2020 5 2020 7
2020 12 2021 1 2022
6 2023 1
2023 4 2025 9
2021 5
1973 12 2001 12
2013 4
2013 5 2023 3

2
“ ”
“ ”
1968 2
2001 2005 3 2005 4 2009 10
2010 11 2019 7
2009 11 2019 7
2019 8 2020 5 2020 7
2021 9
1985 1 2007 6 2013 10
2013 10 2015 12

2016 1

1980 7 2001 3 2004 3

2004 3 2008 2 2008 3

2012 2 2013 3 2021 1 2021

2021 1 2024 6 2023 3 20

1978 4 (CIA)

2001 7 2015 8

2015 9 2017

8 2017 9 2018 2

2018 11 2021 12 2022 1

1982 5

2009 7 2013

4 2013 4 2025 2

2025 4

			2022 04 01		
			2021 09 08		
			2003 05 01		

			2021 07 17	2027 07 19	
			2020 12 14	2026 12 13	
			2013 05 01		
			2020 05 01		
			2021 01 01		
			2022 06 01		
			2023 04 01		
			2023 01 01		
			2025 09 08	2028 09 07	

1

2

3

120.02	68
120.02	57

		4	2025 03 20	1 2024 2 2024 3 2024 4 5 6 2025 7			
			2025 04 24	2025			
			2025 08 26	2025			
			2025 10 22	<2025 >			
ESG		3	2025 04 01	2024			
			2025 04 03	1. 2. < > 3. < > 4. < > 5. < > 6.			

				7. < > 8. < 2025-2027 >			
			2025 05 07	1. Veritas Resources AG 2. < > 3. < > 4. < >			
		2	2025 3 20	1 < > 2 < > 3 2024			
			2025 04 03				

□

	815
	338
	1,153
	1,073
	28
	652
	154
	174
	32
	73
	68
	1,153
	0
	40
	353
	194
	566

“ ”

1

2

3

□

	85,650
	4,971,054.13

□

2025 4 23 2024 2024

168,772,604 10 0.7

10	3
10	0.9
10	0
	168,772,604
	15,189,534.36
	0.00
	15,189,534.36
	832,677,041.25
	23.08%
20	
2026 4 13 2025 168,772,604 10 0.9 3 15,189,534.36 2025	

□

2025

□

□

	2026 04 15	
	http://www.cninfo.com.cn	
	100.00%	
	100.00%	
	,	
	≥ 5% 2%≤ 5% 2%	
	0	
	0	
	0	
	0	

2025 12 31	
	2026 04 15
	http://www.cninfo.com.cn

□

1 12

2

25%

3 6

18

7 12 12

2020

4 02 12

5 20

6

1

2

”2 5% “

”

2 3
4 2025 3
5 12
6
7

1
2 3
4
5
2022 2025
6
01 10 3 12 2025 3
12
7

1
2 3

			1 2022 9 2022 2 2	2021 06 28	2025 12	“ ”
			1 “ 1 5 2 30 3	2020 02 12		

”2 “

r

5 \ [illegible]

6 \ 6Ñs

0 È9 m "

[illegible]

6

”

“ 1

2

3

4

5

; ;

			”			
			1 2 3	2020 02 12		
	; ;		1 2 3	2020 05 06		
			1 2 3	2021 05 06		
			1 2 3	2022 01 10		
			1	2023 03 20		

□

	100
	2
	1 2

	0
	0
	0
	0

2025 20

80

		0		0						
C1		0		C2		0				
C3		0		C4		0				
A1+B1+C1		42,172.8		A2+B2+C2		681.79				
A3+B3+C3		42,172.8		A4+B4+C4		681.79				
A4+B4+C4				0.37%						
D				0						
70% E				1,426.85						
50% F				0						
D+E+F				1,426.85						

□

□

2020		2020 02 12	36,995	33,855.38	152.04	33,852.85	99.99%	0	22,926.93	67.72%	0		0
2021		2021 11 19	40,000	39,270.25	6,277.96	41,120.46	104.71%	0	14,000	35.65%	0		0

2020

[2020]132 A 1,750

1 21.14 2020 2 7 369,950,000.00 31,396,226.32 338,553,773.68

2025 12 31 338,528,487.01

316,502.14 2020 2 8 2024 12 31 337,008,052.44

316,502.14 1,520,434.57

2025 12 31 2020

2021

[2021]2847

4,000,000.00 100.00 400,000,000.00 2021 11 4 400,000,000.00

7,297,471.30 392,702,528.70 2025 12 31 411,204,632.21 2021 11 5 2024

12 31 348,425,049.86 62,779,582.35 2025 12 31

0

2025 12 31 480,311.64 0 480,311.64 1

12,011,946.18 17,835.15 11,994,111.03 2

8,193,633.94 3 2025 12 31 18,502,103.51 4 4000

1,145,127.47 5

2025 12 31 57,011.55 6 “ ”

2025 12 31 3,190.80

□

2020	2020 02 12	22,926.93	0	0	0	0.00%	2022 09	01	1	1	
2020	2020 02 12	0	22,926.93	0	23,532.16	102.64%	2022 09				

2020 2020

2025

	--	73,855.38	73,125.63	6,430	74,973.31	--	--	--	--	--	--
2099											
01		0	0	0	0	0.00%					
01											
	--	0	0	0	0	0.00%	--	--	--	--	--
	--	0	0	0	0	0.00%	--	--	--	--	--
	--	0	0	0	0	--	--			--	--
	--	73,855.38	73,125.63	6,430	74,973.31	--	--	--	--	--	--
1					Ƀ	ƀ					
“											
”	“										
”											

ᴅ̀ ᴇ̀ 1 ᴍ̀

	13,769,910.28 316,502.14
	1 “ ” 25,309.50 2 “ ” 8,015,771.6 3 “ ” 2025 12 31 3,190.80

1 “ ”

295.26 “

” “ ” 295.26 “

”

2 “ ” 2022 9

,

52,321.20 11,815.81 2025 93,050.75 6,535.18

1

2

1,867.98

□

2020				22,926.93	0	23,532.16	102.64%	2022 09 01			
2021		4000		14,000	3,668	14,836.13	105.97%	2026 12 31			
	--	--	--	36,926.93	3,668	38,368.29	--	--	--	--	--
( )	1 “ “ ” 2020 9 3										

□

2025

2 —— 2

——

2025

1 2025 2 5

2,265.76 2025 6 ὗ m "

2

d ... 人—0 d

X 1 ... 1

! „ ə\ ⁸ ' =

=

2025 12 4 2025 27

2026 1

	59,290,192	37.50%		59,290,192	35.13%
	[redacted]				35.13%
4	59,290,192	37.50%		59,290,192	35.13%
	98,824,586	62.50%			

1 2025 3 12 “ ”

10,609 “ ” “ ” 10,657,826

2 2025 1 1 2024

12 31 25%

□

“ 2021 2847 ” 2021 10 29

400 100 40,000.00

2022 5 5 2027 10 28

□

□

“ ” “

”

□

,9

À Pts كا

		1.19%	2,000,052	604342	0	2,000,052		0
		1.11%	1,880,294	1880294	0	1,880,294		0
		1.00%	1,680,000	0	0	1,680,000		0
		0.79%	1,325,612	1325612	0	1,325,612		0
		0.78%	1,310,800	1310800	0	1,310,800		0
		0.68%	1,139,800	1,139,800	0	1,139,800		0
10								
/								
10								
10								

5% 10 10

□

10 10 /

□

□

10 10

□

	2001 9 2010 12 2001 7 2024 5 2005 2011 4 2011 4		
10			

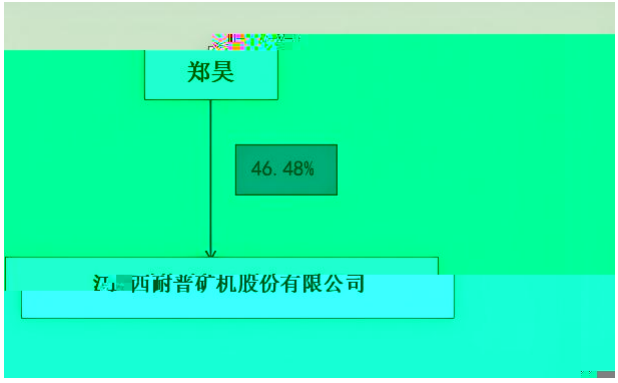
郑昊
46.48%
江西耐普矿机股份有限公司

□

□

□

□

□

□

□

2021 2847 “ ”

2021 10 29 400 100 40,000.00

10,609 “ ” 2025 3 12 “

”

□

	184,807,500.00	183,746,600.00	1,060,900.00	0.00	0.00

2024 3´ 10

2024 2024 1.0 0

09 17.24 09 “ ”

11 05

17.34 / 17.24 /

2024 9 5 http://www.cninfmbm ä

	6.5776	6.0896	8.01%
	5.4255	1.0796	402.55%
EBITDA	12.9543	8.8649	46.13%
	100.00%	100.00%	0.00%
	100.00%	100.00%	0.00%

	2026 04 13

[2026]00001261

A)à@F "• >|) F(¸ R&%rEÖh@ 2025 12 31 2025

2025 12 31 2025

¼Ã

“

”

1.

— 40 2025 100,915.92

2.

1

2.

1

2

3

4

5

6

7 2025 12 31

2025

1.

2.

3.

4.

ώ

2025 12 31

	768,814,255.89	521,683,433.57
	41,110,733.10	47,906,627.77
	247,117,945.07	202,763,582.25
	48,565,427.22	13,313,343.70
	22,736,317.50	20,054,810.94
	5,653,544.51	4,290,736.52
	340,370,160.60	264,588,153.88
	16,154,147.52	23,149,561.84
	92,958,408.93	57,747,975.31
	1,583,480,940.34	1,155,498,225.78
	30,338,219.97	29,147,213.31

	1,209,673,967.77	856,194,415.02
	327,790,516.42	309,982,095.69
	2,891,068.96	5,112,446.29
	149,587,854.24	136,395,437.48
	366,482.57	366,482.57
	2,346,405.12	1,087,141.51
	39,739,330.03	31,459,073.33
	8,898,205.67	47,322,470.20
	1,771,632,050.75	1,417,066,775.40
	3,355,112,991.09	2,572,565,001.18
	301,410,630.50	79,970,341.80
	80,817,764.86	107,764,073.43
	300,951,352.45	227,786,109.51
	21,589,178.44	14,152,650.56
	14,503,605.62	10,794,329.64
	10,502,417.25	16,757,331.52
	11,399,857.37	14,077,352.33
	134,624,715.76	38,433,938.27
	16,560,242.42	21,405,935.51
	892,359,764.67	531,142,062.57

537,904,936.02 216,072,706.68

164,943,619.79

	254,044,551.53	208,194,350.19
	16,154,147.52	23,149,561.84
	18,495,810.42	15,690,672.03
	1,571,632,636.49	1,159,032,133.24
	703,305,863.97	501,417,532.31
	945,089,850.56	590,536,082.33
	16,933,015.30	202,186,748.05
	2,295,026.67	3,489,361.45
	38,559,021.07	39,543,678.05
		1,087,141.51
	17,971,522.12	21,046,558.44
	7,799,257.05	45,227,865.28
	1,731,953,556.74	1,404,534,967.42
	3,303,586,193.23	2,563,567,100.66
	266,410,630.50	79,970,341.80
	105,817,764.86	107,764,073.43
	300,326,150.92	191,920,012.66
	20,082,326.35	13,727,510.34
	7,244,157.75	4,545,968.71

	3,408,270.20	12,140,569.20
	2,901,756.67	5,931,718.41
	133,997,065.19	37,430,014.28
	16,487,673.26	21,392,365.80
	856,675,795.70	474,822,574.63
	505,690,281.54	216,072,706.68
		164,943,619.79
	859,909.02	2,082,571.31
	38,017,390.29	42,573,877.13
	23,250,807.85	19,511,055.83
	567,818,388.70	445,183,830.74
	1,424,494,184.40	920,006,405.37
	168,772,604.00	158,114,778.00
		46,141,558.75
	737,058,364.53	530,520,131.20
		2,250,090.00
	2,574,033.20	1,486,715.86
	90,045,711.43	90,045,711.43
	880,641,295.67	819,501,890.05
	1,879,092,008.83	1,643,560,695.29
	3,303,586,193.23	2,563,567,100.66

	2025	2024
	1,009,159,192.58	1,121,736,853.17
	1,009,159,192.58	1,121,736,853.17

	927,186,389.04	980,189,270.16

1.

2.
3.

4.
5.
6.
7.

	72,953,487.90	138,763,386.57

		123,217,360.25
	794,432.86	2,038,441.52
	63,567.20	174,600.00
	858,000.06	125,430,401.77
	194,080,766.48	250,251,325.29
	22,500.00	40,000,000.00
	178,697,325.00	52,856,640.00
	372,800,591.48	343,107,965.29
	-371,942,591.42	-217,677,563.52
	694,252,814.46	285,443,048.48
		360,036.00
	694,252,814.46	285,803,084.48
	117,585,135.61	48,250,000.00
	25,427,543.76	39,003,188.63
	3,101,760.18	33,903,272.04
	146,114,439.55	121,156,460.67
	548,138,374.91	164,646,623.81

	158,114,778.00			46,141,558.75	529,872,862.95	2,250,090.00	-12,015,248.44	2,984,132.95	90,045,711.43		766,717,179.62		1,579,610,885.26	13,727,842.94	1,593,338,728.20
	158,114,778.00			46,141,558.75	529,872,862.95	2,250,090.00	-12,015,248.44	2,984,132.95	90,045,711.43		766,717,179.62		1,579,610,885.26	13,727,842.94	1,593,338,728.20
	10,657,826.00			-46,141,558.	206,538,233.33	-2,250,090.	18,631,602.16	1,517,884.25			65,959,861.63		259,413,938.62	1,290,861.75	260,704,800.37

“ ”				75		00									
							18,631,602.16				77,773,943.91		96,405,546.07	1,936,843.18	98,342,389.25
	10,657,826.00			-46,141,558.75	206,301,738.32								170,818,005.57		170,818,005.57
1															
2	10,657,826.00			-46,141,558.75	203,083,353.42								167,599,620.67		167,599,620.67
3					3,218,384.90								3,218,384.90		3,218,384.90

4															
											-11,814,082.28		-11,814,082.28	-645,981.43	-12,460,063.71
1															
2															
3											-11,814,082.28		-11,814,082.28	-645,981.43	-12,460,063.71
4															
1															
2															

3	
4	
5	

								15							
					236,495.01	-2,250,090.00							2,486,585.01		2,486,585.01
	168,772,604.00				736,411,096.28		6,616,353.72	4,502,017.20	90,045,711.43		832,677,041.25		1,839,024,823.88	15,018,704.69	1,854,043,528.57

	105,013,073.00			99,788,781.10	311,473,413.90	4,500,180.00	1,142,526.06	1,025,656.11	90,045,711.43		728,554,896.28		1,332,543,877.88	11,551,795.25	1,344,095,673.13
“ ”	53,101,705.00			-53,647,222.35	218,399,449.05	-2,250,090.00	-13,157,774.50	1,958,476.84			38,162,283.34		247,067,007.38	2,176,047.69	249,243,055.07
							-13,157,774.50				116,470,200.14		103,312,425.64	2,730,430.55	106,042,856.19
	9,607,187.00			-53,647,222.35	218,399,449.05								174,359,413.70		174,359,413.70
1															
2	9,607,187.00			-53,647,222.35	206,294,834.82								162,254,799.47		162,254,799.47
3					12,104,614.23								12,104,614.23		12,104,614.23
4															

43,494,

518.00

-

78,307,916Ā ¡

分级入3

2	10,657,826.00	- 46,141,558 كجم

1								3,683,473.25				3,683,473.25
2								-2,596,155.91				-2,596,155.91
					236,495.01	-2,250,090.00						2,486,585.01
	168,772,604.00				737,058,364.53			2,574,033.20	90,045,711.43	880,641,295.67		1,879,092,008.83

	105,013,073.00			99,788,781.10	312,120,682.15	4,500,180.00		331,953.94	90,045,711.43	759,046,420.28		1,361,846,441.90
	105,013,073.00			99,788,781.10	312,120,682.15	4,500,180.00		331,953.94	90,045,711.43	759,046,420.28		1,361,846,441.90
“ ”	53,101,705.00			-53,647,222.35	218,399,449.05	-2,250,090.00		1,154,761.92		60,455,469.77		281,714,253.39

										138,763,386.57		138,763,386.57
	9,607,187.00			-53,647,222.35	218,399,449.05							174,359,413.70
1												
2	9,607,187.00			-53,647,222.35	206,294,834.82							162,254,799.47
3					12,104,614.23							12,104,614.23
4												
	43,494,518.00									-78,307,916.80		-34,813,398.80
1												
2	43,494,518.00									-78,307,916.80		-34,813,398.80
3												
1												

2

3

4

5

“ ” “ ”

2011 4 25

361100210007871 “ ”

5,250.00 [2020]132

A 1,750.00 2020 2 12

913611007814526310

2020 8 7 “ ”

[2021]2847

2021 10 29 40,000

21,199,178 924,200

□

	500
	500
	500
	2000
	30% 500
	1 10% 500
	30% 500
	1 / / 10% 500
	5% 1% 5000
	10% 5000
	5% 5000 10%
	5% 10%
	10% 10%

1

2

3

4

2

1

2

A.

B.

C.

D.

3

4

1

2

2

3

2

1

2

3 1

3

1

2

4

1

2

3 1 2

1

2

1

1

2

2

1

2

5

È

1

12

2

3

3

4

5

2

1

2

3

4

5

3

4

1	5.00
1-2	10.00
2-3	15.00
3-4	30.00
4-5	60.00
5	100.00

		12

1 5.00

1-2 10.00

2-

3

22 —— ṇ́

4 ď ɇ ƀ

2

1

1

2

3

2

3

3

4

1

1

2

1

	5	
	50 15	
	10	

2

2

1.

2

1

2

3

4

1

1

2

	3	

• • CãMŽ ú
ú

1 ,´ f ¯ J ú

Π

1

2

3

4

5

3

1

“ ”

2

3

4

1

2

1



( )

1

1 2

2

1

2

3

3

1

2

12

1®

1

2

3

4

2

1

2

3

4

5

3

1.

2.

“ ”

“ ”

1

□

2

□

3 2025

□

		13%
		7%
		15%
		9%
		6%
	70%	1.2% 12%

	15%
	15%
	25%
	10% 10%

10% 1

10% 10%

29.5%

17%

27%

2023 6 25% 20%

2027 12 31

5%

	229,451.66	167,419.70
	750,803,978.11	500,004,624.89
	17,780,826.12	21,511,388.98
	768,814,255.89	521,683,433.57
	146,563,612.81	207,042,867.74

	12,871,609.88	15,969,101.29
	2,000,000.00	
	2,859,820.41	5,108,595.28

2025 12 31 12,121,609.88

80,817,764.86 2,000,000.00 20,000,000.00

750,000.00 5,000,000.00

163,000.00 1,630,000.00 30,602.04 4,920.00

34,581.70 32,903.10 231,269.31

215,991.60 1,518,161.76 215,991.60

1,518,161.76 35,437,340.00 276,642.48 UF

35,437,340.00 276,642.48 425,395,398.98

836,832.43 425,395,398.98 836,832.43

	40,712,389.46	21,652,673.49
	398,343.64	26,253,954.28

[redacted]

20965.46

	40,712,389.46		
	419,309.10	20,965.46	5.00%

□

	1,381,787.07	20,965.46	1,381,787.07			20,965.46

□

		37,340,822.41

1 1	251,971,306.46	207,504,939.38
1 2	7,936,936.12	3,906,463.03
2 3	691,984.55	2,297,908.77
3	3,793,346.82	2,347,450.12
3 4	1,765,352.02	235,501.00
4 5	55,347.17	
5	1,972,647.63	2,111,949.12

	3,150,758.82	1.19%	3,150,758.82	100.00%		1,407,181.15	0.65%	1,407,181.15	100.00%	
	261,242,815.13	98.81%	14,124,870.06	5.41%	247,117,945.07	214,649,580.15	99.35%	11,885,997.90	5.54%	202,763,582.25
	261,242,815.13	98.81%	14,124,870.06	5.41%	247,117,945.07	214,649,580.15	99.35%	11,885,997.90	5.54%	202,763,582.25

3150758.82

	1,150,988.00	1,150,988.00	1,150,988.00	1,150,988.00	100.00%	
	51,200.00	51,200.00	51,200.00	51,200.00	100.00%	
	204,993.15	204,993.15	204,993.15	204,993.15	100.00%	
			85,238.00	85,238.00	100.00%	
Mineray Metalurgicadel Boleo SA PIdeCV			1,658,339.67	1,658,339.67	100.00%	

14124870.06

e			
1	251,906,320.15	12,595,316.03	5.00%
1-2	8,001,922.43	800,192.24	10.00%
2-3	556,271.05	83,440.65	15.00%
3-4	157,487.85	47,246.36	30.00%

a

EPC				10,836,142.80	541,807.14	10,294,335.66
	17,503,377.95	1,349,230.43	16,154,147.52	13,533,274.47	678,048.29	12,855,226.18

EPC	10,836,142.80	

1 1	4,070,911.24	2,230,696.96
1 2	283,387.11	1,584,011.76
2 3	1,378,332.89	730,329.29
3	967,619.40	558,441.85
3 4	437,366.28	212,721.55
4 5	213,289.46	246,865.83
5	316,963.66	98,854.47

□

	254,861.25	3.80%	254,861.25	100.00%		254,861.25	4.99%	254,861.25	100.00%	
	6,445,389.39	96.20%	791,844.88	12.29%	5,653,544.51	4,848,618.61	95.01%	557,882.09	11.51%	4,290,736.52
	6,445,389.39	96.20%	791,844.88	12.29%	5,653,544.51	4,848,618.61	95.01%	557,882.09	11.51%	4,290,736.52

254861.25

	254,861.25					254,861.25
	557,882.09	347,738.19	-116,759.59		2,984.19	791,844.88

946,317.00	1	14.12%	47,315.85
791,864.00	1-3	11.82%	88,479.60
770,000.00	1-4	11.49%	104,550.00
400,000.00	1	5.97%	20,000.00
254,861.25	3	3.80%	254,861.25

1

	4,629,787.61	20.36 2025
	3,076,038.78	13.53 2025
	2,760,000.00	12.14 2024
	1,921,500.00	8.45 2025
	1,723,168.00	7.58 2025

	28,772.4

	29,812.00	29,812.00
	11,508,290.96	1,068,405.13
	397,763.86	412,156.93
		286,959.37
	521,690.42	509,908.49
	259,515.15	
	1,311,320.77	
	78,930,015.77	55,440,733.39

1.	707,495,378.14	244,085,011.80	21,276,519.20	29,768,331.35		100,383,306.45	1,103,008,546.94
2.	313,704,096.17	105,782,348.09	2,715,897.47	6,344,310.05	95,248,963.36	-70,084,766.53	453,710,848.61
1	-13,098,284.14	11,405,289.79	1,638,624.57	1,896,186.89	21,978,587.87	285,698.86	24,106,103.84
2	331,856,331.91	95,582,419.20	992,991.15	4,413,339.85	818,129.94	2,508,045.20	436,271,257.25
3							
4					72,770,867.85	-72,770,867.85	
5	-5,153,951.59	-1,205,360.91	84,281.75	34,783.31	-318,622.30	-107,642.74	-6,666,512.48
3.		366,190.79	652,314.64	87,497.65		4,097.37	1,110,100.45
1		366,190.79	652,314.64	87,497.65		4,097.37	1,110,100.45
4.	1,021,199,474.32	349,501,169.09	23,340,102.03	36,025,143.75	95,248,963.36	30,294,442.55	1,555,609,295.10
1.	75,913,550.42	80,655,009.04	13,746,609.33	21,977,829.52		40,599,540.96	232,892,539.27

2.	44,401,938.19	28,218,764.32	2,597,187.21	5,179,313.03	43,453,932.78	-23,705,396.43	100,145,739.10
1	45,196,266.47	28,718,351.92	2,495,053.30	5,181,556.50	14,915,376.91	5,105,351.10	101,611,956.20
2					28,781,945.92	-28,781,945.92	
3	-794,328.28	-499,587.60	102,133.91	-2,243.47	-243,390.05	-28,801.61	-1,466,217.10
3.		346,341.35	619,698.92	57,441.09		1,062.33	1,024,543.69
1		346,341.35	619,698.92	57,441.09		1,062.33	

	3,304,262.47	355,036.89		2,949,225.58	

	229,311,051.76	
	50,249,800.02	
	788,531.94	

□

	327,790,516.42	309,982,095.69

	148,295,268.77	148,295,268.77	92,908,023.96	92,908,023.96
	16,535,798.32	16,535,798.32	176,782,748.17	176,782,748.17
	134,636,516.54	134,636,516.54	1,200,604.97	1,200,604.97
	23,861,972.43	23,861,972.43		
	4,063,743.38	4,063,743.38	11,452,611.79	11,452,611.79
			25,192,604.40	25,192,604.40
			211,395.48	211,395.48

È ¡ ¢ ˝Ę ʀ u ¡ ¢ ¡ È

3.	353,844.89	353,844.89
1		
2	353,844.89	353,844.89
4.	6,522,748.60	6,522,748.60
1.		
2.		
1		
3.		
1		
4.		
1.	2,891,068.96	2,891,068.96
2.	5,112,446.29	5,112,446.29

□

1.	139,169,961.54	4,565,992.97	45,190.06		143,781,145.17
2.	14,294,039.66	140,226.18	3,584.08		14,437,849.92
1	6,702,774.25	142,802.40			6,845,576.65
2					
3					

4	7,591,265.41	-2,576.22	3,584.08		7,592,273.27
3.					
1					
4.	153,464,001.20	4,706,219.15	48,774.74		158,218,995.09
1.	3,334,528.57	4,036,115.57	15,063.55		7,385,707.69
2.	938,063.65	301,297.33	6,072.18		1,245,433.16
1	1,029,329.93	303,455.20	4,698.46		1,337,483.59
2	-91,266.28	-2,157.87	1,373.72		-92,050.43
3.					
1					
4.	4,272,592.22	4,337,412.90	21,135.73		8,631,140.85
1.					
2.					
1					
3.					
1					
4.					
1.	149,191,408.98	368,806.25	27,639.01		149,587,854.24
2.	135,835,432.97	529,877.40	30,127.11		136,395,437.48

	366,482.57					366,482.57

	366,482.57	19,407,817.97	0.00	5	5% 1788.81

	1,087,141.51		1,087,141.51		
		2,310,314.65			2,310,314.65
		47,074.53	10,984.06		36,090.47

	34,657,891.20	5,962,202.97	30,494,821.86	5,167,132.76
	54,741,517.70	8,211,227.64	40,406,070.97	6,786,562.17
	39,386,661.74	11,048,735.17	16,411,456.31	4,845,039.75
	15,765,075.08	2,310,639.94	3,695,784.23	369,578.42

	33,453,920.51	39,945,041.76
	1,248,489.80	936,567.87

2025		5,316,836.56
2026	1,988.04	1,057,571.35

899 5 1002 -1009

2025 12

31

3 “ ”

NPKJ20240601 3.2 2025 12 31

203,243,391.78 2025 12 31

202,608,256.17

4 2025 3 13 318

43,800

16,020 2025 12 31 16,020

	254,066,800.00	75,000,000.00
	22,343,830.50	4,970,341.80
	5,000,000.00	
	20,000,000.00	

	80,817,764.86	107,764,073.43

0.00

	183,035,687.91	141,809,322.47
	60,703,142.00	54,845,730.57
	27,148,456.42	10,902,033.36
	13,815,952.47	11,279,431.41
	16,248,113.65	8,949,591.70

□

	11,399,857.37	14,077,352.33

	6,938,317.99	7,038,128.31
		2,250,090.00
	3,823,351.66	3,917,071.68
	638,187.72	872,062.34

Khishig bat	6,000,477.99	
LY CPTYLTDACN	937,840.00	

3	1,012,389.35	1,012,389.35

	9,739,457.72	188,019,289.05	183,421,881.09	14,336,865.68
-	124,871.92	10,095,189.47	10,053,321.45	166,739.94
	930,000.00	158,916.94	1,088,916.94	

1	9,699,589.27	169,074,211.58	164,490,610.55	14,283,190.30
2		9,877,907.81	9,877,907.81	
3	27,963.17	4,659,631.82	4,646,252.62	41,342.37
	27,963.17	3,691,176.38	3,677,797.18	41,342.37
		593,305.39	593,305.39	
		375,150.05	375,150.05	
4	11,905.28	3,959,879.50	3,959,451.77	12,333.01
5		447,658.34	447,658.34	

1	67,536.87	9,262,905.45	9,249,147.96	81,294.36

	1,563,250.51	1,171,976.02
	14,996,991.91	16,782,339.49
		3,451,620.00

	200,385,281.54	115,472,706.68
	80,714,654.48	100,600,000.00
[redacted]	96,605,000.00	
+	160,200,000.00	

[redacted]

ضج

123127	184,807,500.00		2021 10 29	6	400,000,000.00	164,943,619.79		564,101.44	1,716,567.67	-1,067,488.18	-166,156,800.72		

2,280,669.11 2025 3

“ ” 2025 3 3

10,609 100.621 / (1.80%)

1,067,488.18 1,060,900.00 2025 3 3 “

” 21,199,178 20,274,978 924,200

“ ” 20,274,978 2025 3 12 “ ”(123127)

1 6 2021 10 29 2027 10

28

2 0.4% 0.6% 1.1% 1.8% 2.3% 2.8%

3 37 /

30 15

85%

4 2021 11 4

2022 5 4 2027 10 28

5

1 5 110%

2

	42,573,877.13	6,000,000.00	4,765,294.76	43,808,582.37	

	158,114,778.00				10,657,826.00	10,657,826.00	168,772,604.00

10,657,826 10,657,826.00

2021 9 1 2021 2847

40,000 A

275,209,057.34

99,869,450.65

5

3,194,885.49

2 -

259,994.42

3 —

1 — 12,873,334.60

— 12,873,334.60

2

— 1,089,034.06 -

1,089,034.06 — 1,089,034.06

	2,250,090.00		2,250,090.00	

2022 8 24 2022 9 9 2022

2022 ( )

2022 2025

12 31

	766,717,179.62	728,554,896.28
	766,717,179.62	728,554,896.28
	77,773,943.91	116,470,200.14
	11,814,082.28	78,307,916.80
	832,677,041.25	766,717,179.62

1 0.00

2 0.00

3 0.00

4 0.00

5 0.00

	1,005,983,676.61	608,494,765.84	1,120,961,921.52	702,435,788.99
	3,175,515.97	1,954,750.57	774,931.65	310,957.19

□

	1,009,159,192.58	610,449,516.41					1,009,159,192.58	610,449,516.41

[redacted]

[redacted]

	8,328,531.32	9,855,803.57
	1,291,480.97	1,423,986.57
	1,023,462.52	253,821.31
	462,081.52	281,980.42
	35,661,069.13	33,745,070.61
	1,104,427.74	1,067,146.35
	10,984.06	
	454,985.71	266,121.06
	3,953,335.75	3,024,590.72
	135,284.29	220,095.25
	5,970,404.92	5,651,302.82
	8,137,758.14	9,853,691.30

?

	1,760,598.59	503,061.41
	1,469,698.47	1,779,833.16
	18,307,259.16	17,220,941.50
	4,625,560.65	3,967,899.17
	1,692,460.78	1,513,546.45

	26,736,929.22	19,918,313.83
	5,827,467.68	3,541,633.82
	10,960,552.51	10,506,778.52
	2,717,527.37	3,366,512.94
	233,055.85	450,126.64
	285,786.09	585,193.64
	808,009.53	619,156.95

	15,646,587.56	22,494,673.35
	14,199,228.49	12,041,188.96
	13,378,349.26	-12,065,535.30
	914,858.93	649,796.59

	13,829,223.31	6,230,344.34
		665,631.67
	145,551.95	72,819.78

	35,933.18	

	931,012.24	769,476.02
		88,576.94
	170,512.86	1,537,590.25
	-509,006.67	-449,372.22

	1,360,821.61	-1,054,006.92
	-4,051,133.61	-2,343,657.48
	-230,978.60	130,203.77

	10,705,574.76

	15,027,597.00	30,703,447.12
	3,952,295.13	12,238,606.10
	14,153,533.27	12,041,188.96
	21,095,845.01	13,023,628.25
	"55, H 91	

		935,540.00
		360,036.00

	1,767,415.91	2,404,617.02
		30,098,176.38
	1,067,488.18	2,281,327.40
	1,300,000.00	
	2,212,660.77	

	94,200,078.54	7.0288	662,113,640.50
	39,767.77	8.2355	327,508.38
	200,274.44	0.3899	78,082.75
	1,122,171.99	4.6892	5,262,088.91
	86,274.00	5.4586	470,935.27
	2,653,100,940.66	0.002	5,219,146.51
	4,407.08	2.0899	9,210.15
	74,131,427.00	0.0078	578,708.84
	358,588.06	0.3163	113,405.82
	8,929,384.76	0.0704	628,575.11
			141,238,150.70
	16,217,348.08	7.0288	113,988,513.62
	29,066.00	4.6892	136,296.29
	7,971,642,954.53	0.002	15,681,714.90
	392,987,470.00	0.0078	3,067,866.53
	118,813,526.14	0.0704	8,363,759.36
			1,456,416.19
	35,048.98	7.0288	246,352.27
	477,402.50	0.3899	186,129.09
	26,945,754.69	0.002	53,007.35
	348,658.55	2.0899	728,644.85
	14,958,527.00	0.0078	116,774.12

	362,938.00	0.3163	114,781.50
	152,385.22	0.0704	10,727.01
			17,568,067.51
	2,022,272.45	7.0288	14,214,148.61
	29,680,017.99	0.002	58,386.15
	374,943,798.00	0.0078	2,927,008.16
	642,709.57	0.3163	203,261.02
	2,347,693.87	0.0704	165,263.57
			7,615,053.85
	881,243.02	7.0288	6,194,080.98
	64,909.00	0.3899	25,306.44
	200,000.00	4.6892	937,839.98
	1,160.00	5.4586	6,331.97
	119,885.77	2.0899	250,543.54
	23,480,527.00	0.0078	183,301.32
	4,458.06	0.3163	1,409.91
	230,697.35	0.0704	16,239.71
			2,432,173.44
	43,944.69	7.0288	308,878.44
	1,489,295.82	0.3899	580,676.44
	7,542.00	4.6892	35,365.95
	8,365.00	0.002	16.73
	409,453.77	2.0899	855,717.43
	35,073,452.56	0.0078	273,572.93
	882,823.05	0.3163	279,236.93
	1,402,110.65	0.0704	98,708.59
			4,759,292.31
	307,090.58	7.0288	2,158,478.27
	10,082.46	0.3899	3,931.15

	9,973.00	4.6892	46,765.39
	886,598,375.00	0.002	1,773,196.75
	61,642.57	2.0899	128,826.81
	13,518,326.92	0.0078	105,442.95
	56,556.18	0.3163	17,888.72
	7,454,009.52	0.0704	524,762.27
			190,528.06
	34,904.20	5.4586	190,528.06

□

□

□

□

□

□

	26,736,929.22	19,918,313.83
	5,827,467.68	3,541,633.82
	10,960,552.51	10,506,778.52
	2,717,527.37	3,366,512.94
	233,055.85	450,126.64
	285,786.09	585,193.64
	808,009.53	619,156.95
	47,569,328.25	38,987,716.34
	47,569,328.25	38,987,716.34

□

□

	323,525.00				100.00%		
	3,000,000.00				55.00%		
	500,000.00				100.00%		
	1,000,000.00				100.00%		
	3,753,831.00					100.00%	
	401,342.09				100.00%		
	30,000,000.00				100.00%		
	50,000,000.00				100.00%		

	30,338,219.97	29,147,213.31
--	931,012.24	916,457.07
--	259,994.42	28,431.68

--	1,191,006.66	944,888.75

□

□

□

	42,573,877.13	6,000,000.00		4,765,294.76		43,808,582.37	

□

	9,063,928.55	3,933,447.12

1

2 2025 12 31

	662,113,640.50	5,219,146.51	470,935.27	578,708.84	6,418,871.12	674,801,302.24
	113,988,513.62	15,681,714.90		3,067,866.53	8,500,055.65	141,238,150.70
	246,352.27	53,007.35	-	116,774.12	1,040,282.45	1,456,416.19
	776,348,506.39	20,953,868.76	470,935.27	3,763,349.49	15,959,209.22	817,495,869.13
						-
	14,214,148.61	58,386.15		2,927,008.16	368,524.59	17,568,067.51
	6,194,080.98	-	6,331.97	183,301.32	1,231,339.58	7,615,053.85
	308,878.44	16.73		273,572.93	1,849,705.34	2,432,173.44
	2,158,478.27	1,773,196.75		105,442.95	722,174.34	4,759,292.31
			190,528.06			190,528.06
	22,875,586.30	1,831,599.63	196,860.03	3,489,325.36	4,171,743.85	32,565,115.17

3

2025 12 31

	--	--	--	--
	48,565,427.22			48,565,427.22
1.	48,565,427.22			48,565,427.22
	48,565,427.22			48,565,427.22
	--	--	--	--

Ü

ø!QÃÑP d"Mfd'E' Aß Ü ˚ "

2 r 7 Ãg ¯œ•ÓQ' €" ï ʌ η

" 2

11,810.00 2025 12 31

795.00

2 2023 7 27

5,000.00

4,000.00 2025 12 31

3 2024 4 17

5,000.00

5,000.00 2025 12 31 4,925.00

4 2024 12 1

10,000.00

6,000.00 2025 12 31 5,850.00

5 2025 7 14

5,000.00

5,000.00 2025 12 31 4,950.00

6 2025 3 13 318

30,000.00 2025 12 31

6,000.00 6,000.00

7 2025 3 13

13,800.00 2025 12 31

10,020.00 10,020.00

8 2025 12 28

“ ”

2.3 2025 12 31 3,200 3,200

	8,800,866.99	6,644,677.93

				1,503,373.52	75,168.68

		10,572,291.87	8,077,737.53

□

□

□

	12	40%
	24	30%
	36	30%

1

2022-2024

	2022 4.50
	2022 2023 9.75
	2022 2024 15.75

1

2022 2022

2024 1 2022

2022 108,018

2022

2023 3 20 2022 2022

10 5 3.33

/

□

□

3,194,8-æ .

1.

2025 12 31 2,000,000.00 20,000,000.00

750,000.00 5,000,000.00

163,000.00 1,630,000.00 30,602.04 4,920.00

34,581.70 32,903.10 231,269.31

215,991.60 1,518,161.76 215,991.60 1,518,161.76

35,437,340.00 276,642.48 UF

2025 3021 2026 1 27

4.5 0.20% 0.40% 0.80%

1.50% 2.00% 2.50%

1

2

3

1 10%

2

10%

1 1	346,100,680.00	286,249,205.10
1 2	48,162,651.08	43,461,524.95
2 3	6,042,823.79	20,867,056.46
3	3,775,680.10	12,631,573.96
3 4	1,853,379.17	8,893,824.36
4 5	24,568.00	
5	1,897,732.93	3,737,749.60

	1,492,419.15	0.37%	1,492,419.15	100.00%		1,407,181.15	0.39%	1,407,181.15	100.00%	

	402,589,415.82	99.63%	21,090,507.81	5.24%	381,498,908.01	361,802,179.32	99.61%	18,991,518.32	5.25%	342,810,661.00
	148,312,056.41	36.70%	8,376,639.84	5.65%	139,935,416.57	138,402,853.33	38.11%	7,821,552.02	5.65%	130,581,301.31
	254,277,359.41	62.93%	12,713,867.97	5.00%	241,563,491.44	223,399,325.99	61.51%	11,169,966.30	5.00%	212,229,359.69

1,492,419.15

1-2	8,001,922.43	800,192.24	10.00%
2-3	420,323.42	63,048.51	15.00%
3-4	157,487.85	47,246.36	30.00%
4-5	24,568.00	14,740.80	60.00%
5	490,551.78	490,551.78	100.00%

12,713,867.97

	4,534,083.96	3,348,630.14
	366,569.98	670,591.51
	183,892,291.77	184,166,949.26
	800.00	4,715.81

1 1	28,446,822.08	82,818,598.87
1 2	71,321,003.21	18,496,872.31
2 3	9,892,202.49	16,138,328.13
3	79,133,717.93	70,737,087.41
3 4	9,150,635.16	11,704,712.41
4 5	11,488,238.25	6,953,750.87
5	58,494,844.52	52,078,624.13

	188,793,745.71	100.00%	9,832,666.09	5.21%	178,961,079.62	188,190,886.72	100.00%	9,690,833.94	5.15%	178,500,052.78
	4,901,453.94	2.60%	638,051.50	13.02%	4,623,402.44	4,023,937.46	2.14%	482,486.48	11.99%	3,541,450.98

	183,892,291.77	97.40%	9,194,614.59	5.00%	174,697,677.18	184,166,949.26	97.86%	9,208,347.46	5.00%	174,958,601.80

638,051.50

1	3,052,045.04	152,602.25	5.00%
1-2	118,998.70	11,899.87	10.00%
2-3	1,147,555.20	172,133.28	15.00%
3-4	285,735.00	85,720.50	30.00%
4-5	203,561.00	122,136.60	60.00%
5	93,559.00	93,559.00	100.00%

9,194,614.59

	183,892,291.77	9,194,614.59	5.00%

	12	( )	( )	
2025 1 1		9,690,833.94		9,690,833.94
2025 1 1				
		1,407,656.08		1,407,656.08
		-1,265,823.93		-1,265,823.93
2025 12 31		9,832,666.09		9,832,666.09

□

77,515,481.82	1-5	41.06%	3,875,774.09
25,501,821.87	1-5	13.51%	1,275,091.09
16,443,946.54	1-5	8.71%	822,197.33
12,729,-5			

	672,967,644.00		672,967,644.00	472,270,319.00		472,270,319.00
	30,338,219.97		30,338,219.97	29,147,213.31		29,147,213.31

	339,586.47		22,000,000.00				22,339,586.47	
	5,043,234.00						5,043,234.00	
	615,720.00						615,720.00	
	46,610,524.80		164,697,325.00				211,307,849.80	
	14,143,520.00						14,143,520.00	
	117,170,300.00						117,170,300.00	
	206,967,658.00						206,967,658.00	
	604,359.00						604,359.00	
	1,000,000.00						1,000,000.00	

	36,000,000.00		14,000,000.00				50,000,000.00	
	1,000,000.00						1,000,000.00	
	452.28						452.28	
	7,176,900.00						7,176,900.00	
	323,525.00						323,525.00	
	1,000,000.00						1,000,000.00	
	500,000.00						500,000.00	
	3,774,539.45						3,774,539.45	
NAIPUMININGCOMPANYLIMITED								
	30,000,000.00						30,000,000.00	

	29,147,213.31				931,012.24					259,994.42	30,338,219.97	
	29,147,213.31				931,012.24					259,994.42	30,338,219.97	

	885,911,696.05	612,878,024.38	1,062,395,185.24	717,837,021.45
	44,595,790.24	33,291,310.49	11,078,062.22	10,240,016.53

	930,507,486.29	646,169,334.87			930,507,486.29	646,169,334.87
	95,446,174.48	74,916,384.47			95,446,174.48	74,916,384.47
	750,993,641.92	507,167,094.34			750,993,641.92	507,167,094.34
	34,088,389.31	30,223,413.53			34,088,389.31	30,223,413.53
	45,979,280.58	33,862,442.53			45,979,280.58	33,862,442.53

	789,532.86	677,579.06
	931,012.24	769,476.02
		88,576.94
	-17,877.35	1,283,832.51
	-509,006.67	-87,137.80

□

	-3,500.01	
	13,829,223.31	
	206,446.04	
	1,229,398.17	
	2,242,712.43	
	-4,890.34	

		/	/
	4.41%	0.4657	0.4657
	3.67%	0.3877	0.3877

□

□

□